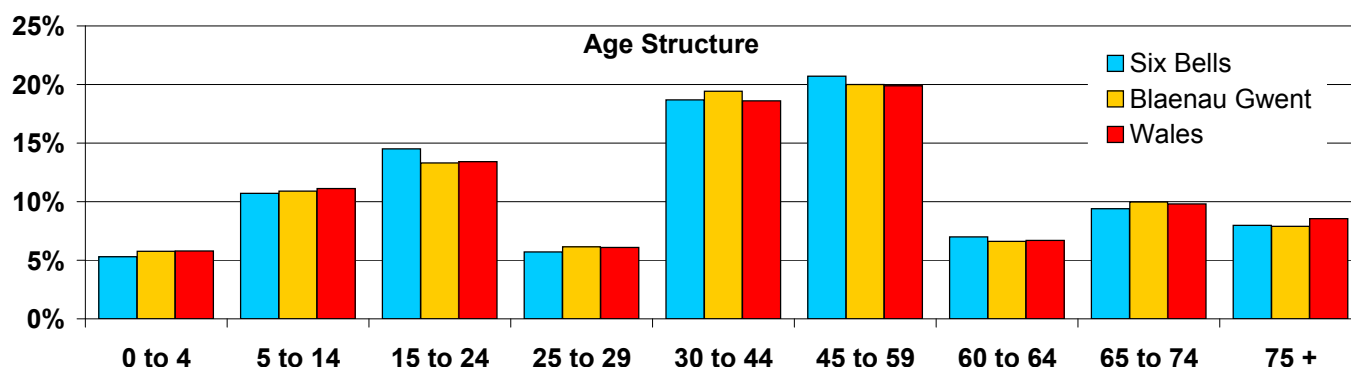


Census 2011 Statistics Overview

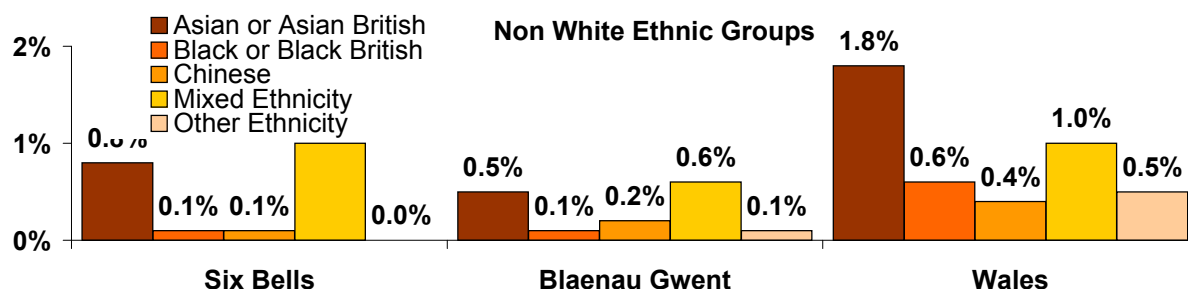
Six Bells Ward Profile

Note: Bold value in a grey cell highlight a notable difference for the ward compared to Blaenau Gwent or Wales

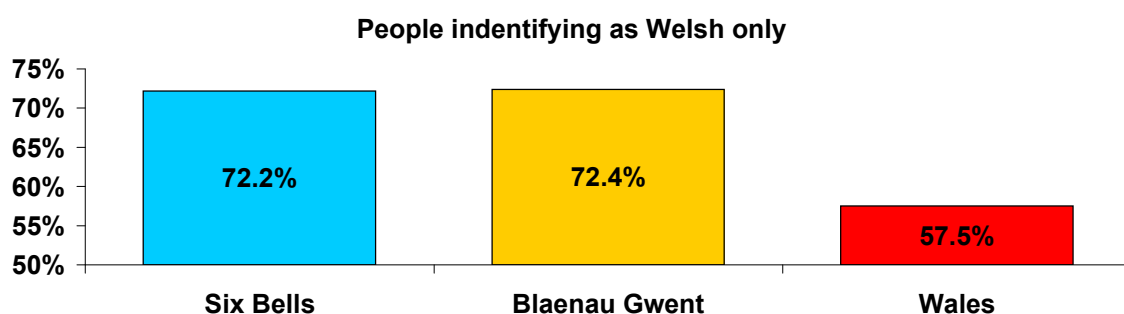
Population	Six Bells	Blaenau Gwent	Wales
Total	2,482	69,814	3,063,456
Males	1,221	34,325	1,504,228
Females	1,261	35,489	1,559,228
Age Structure	Six Bells	Blaenau Gwent	Wales
0 to 4	5.3%	5.8%	5.8%
5 to 14	10.7%	10.9%	11.1%
15 to 24	14.5%	13.3%	13.4%
25 to 29	5.7%	6.1%	6.1%
30 to 44	18.7%	19.4%	18.6%
45 to 59	20.7%	20.0%	19.9%
60 to 64	7.0%	6.6%	6.7%
65 to 74	9.4%	10.0%	9.8%
75 +	8.0%	7.9%	8.6%
Mean age of population	40.6	40.5	40.6
Median age of population	41.0	41.0	41.0



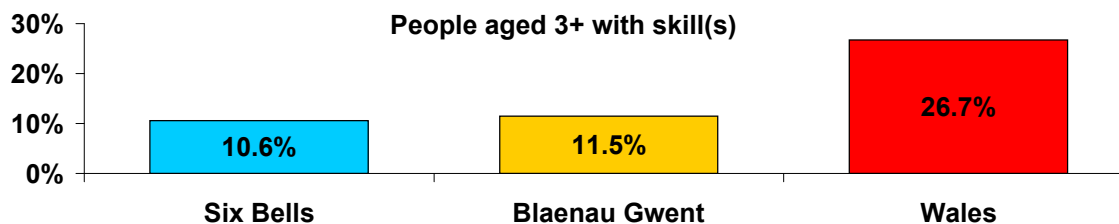
Ethnic Groups	Six Bells	Blaenau Gwent	Wales
White	97.9%	98.4%	95.6%
Asian or Asian British	0.8%	0.5%	1.8%
Black or Black British	0.1%	0.1%	0.6%
Chinese	0.1%	0.2%	0.4%
Mixed Ethnicity	1.0%	0.6%	1.0%
Other Ethnicity	0.0%	0.1%	0.5%



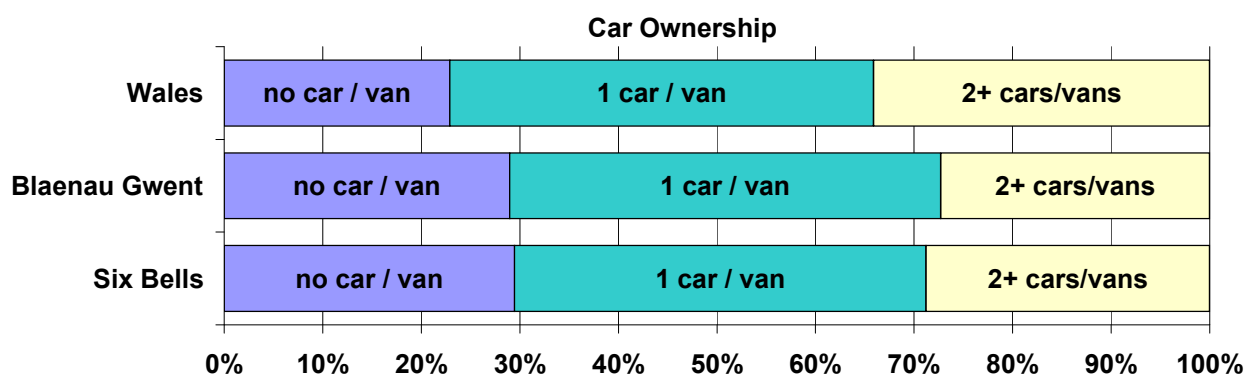
Identity	Six Bells	Blaenau Gwent	Wales
People indentifying as Welsh only	72.2%	72.4%	57.5%



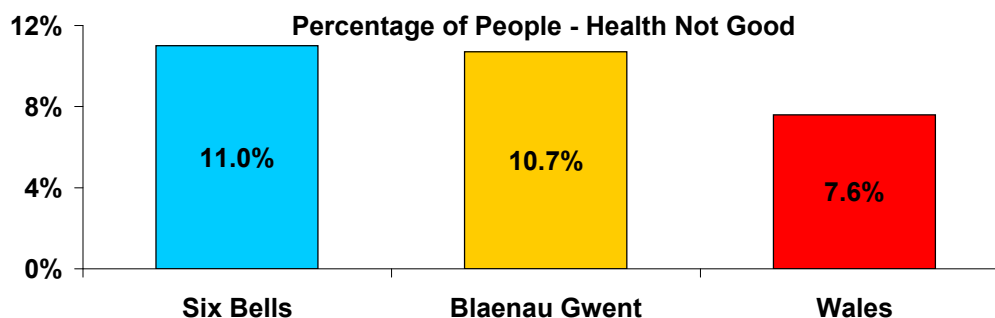
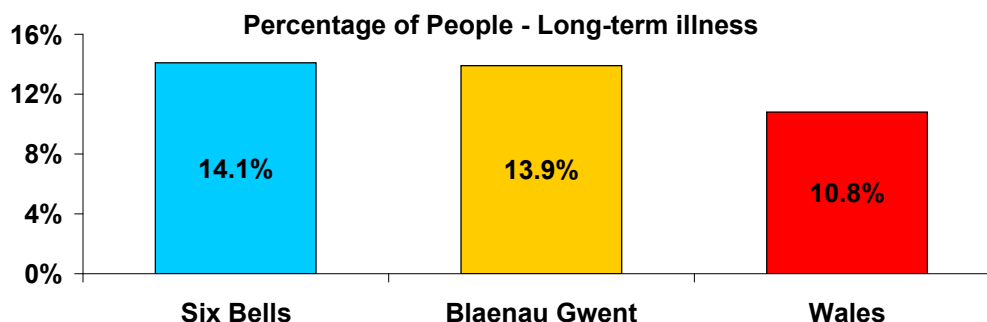
Knowledge of Welsh	Six Bells	Blaenau Gwent	Wales
People aged 3+ with skill(s)	10.6%	11.5%	26.7%
Understands spoken Welsh only	2.3%	2.2%	5.3%
Speaks Welsh only	1.5%	1.5%	2.7%
Speaks and Reads only	0.5%	0.6%	1.5%
Speaks, reads and writes Welsh	4.9%	5.5%	14.6%
Other Combinations of Welsh	1.3%	1.7%	2.5%



Car Ownership per Household	Six Bells	Blaenau Gwent	Wales
no car / van	29.5%	29.0%	22.9%
1 car / van	41.8%	43.8%	43.0%
2+ cars/vans	28.8%	27.3%	34.1%
All cars/vans in the area	1,214	32,478	1,597,823

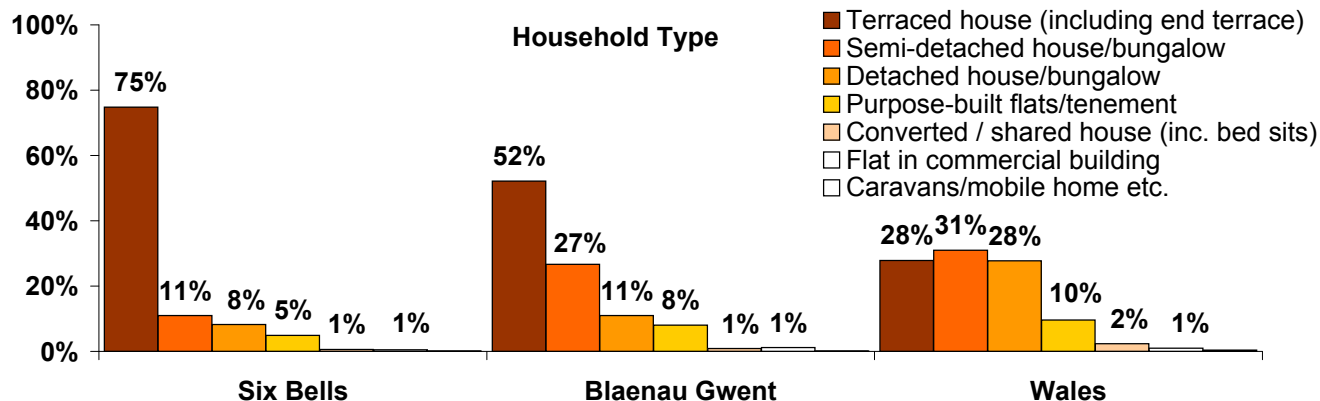


Health	Six Bells	Blaenau Gwent	Wales
People with long-term illness	27.3%	27.2%	22.7%
Working age with long-term illness	14.1%	13.9%	10.8%
People whose health was good	72.5%	72.5%	77.7%
People whose health was not good	11.0%	10.7%	7.6%
People who provide unpaid care	13.7%	12.5%	12.1%



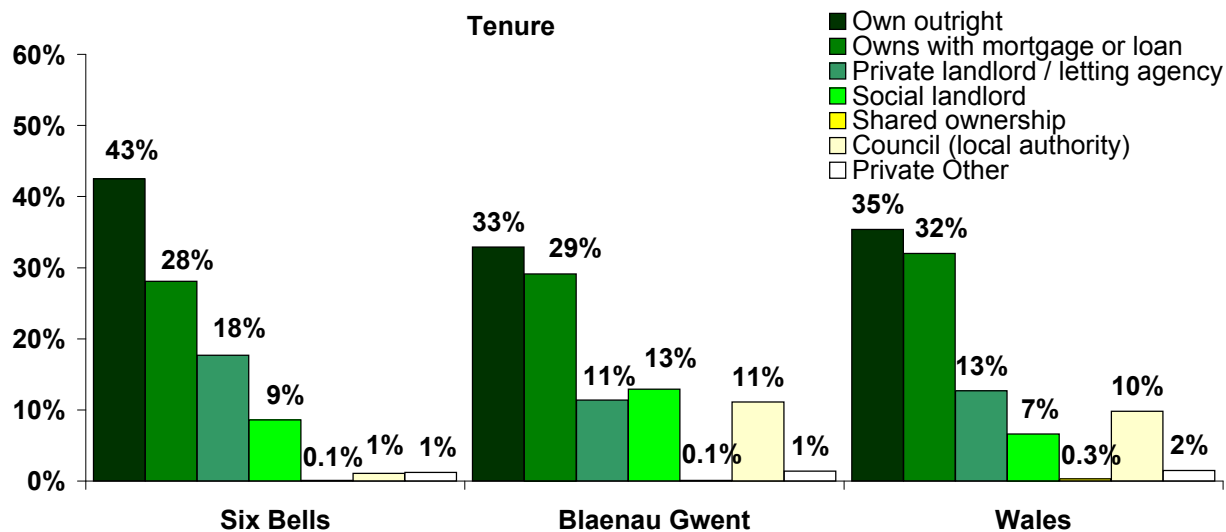
Housing Spaces	Six Bells	Blaenau Gwent	Wales
Household spaces with residents	1,120	30,416	1,302,676
Vacant household spaces	69	1,536	82,845

Household Type	Six Bells	Blaenau Gwent	Wales
Detached house/bungalow	8.2%	11.0%	27.7%
Semi-detached house/bungalow	11.0%	26.7%	31.0%
Terraced house (including end terrace)	74.8%	52.2%	27.8%
Purpose-built flats/tenement	4.9%	8.0%	9.6%
Converted / shared house (inc. bed sits)	0.6%	0.9%	2.4%
Flat in commercial building	0.5%	1.2%	1.0%
Caravans/mobile home etc.	0.1%	0.1%	0.4%

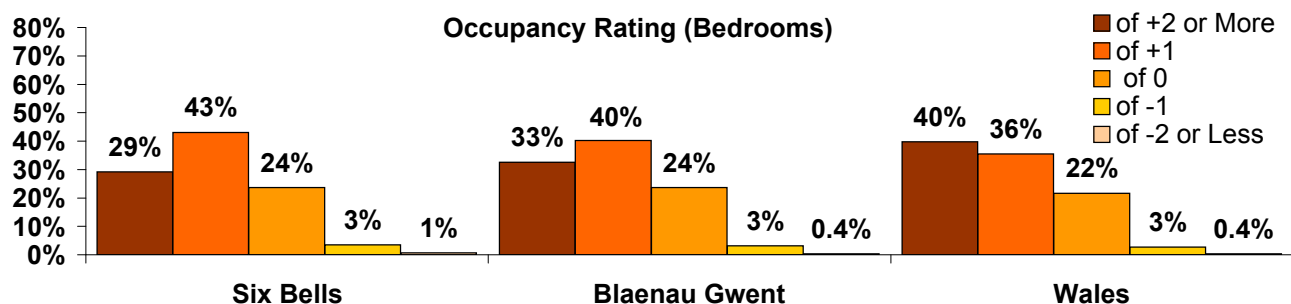


Household Tenure	Six Bells	Blaenau Gwent	Wales
Owner occupied households	70.7%	62.1%	67.7%
Own outright	42.5%	32.9%	35.4%
Owns with mortgage or loan	28.1%	29.1%	32.0%
Shared ownership	0.1%	0.1%	0.3%

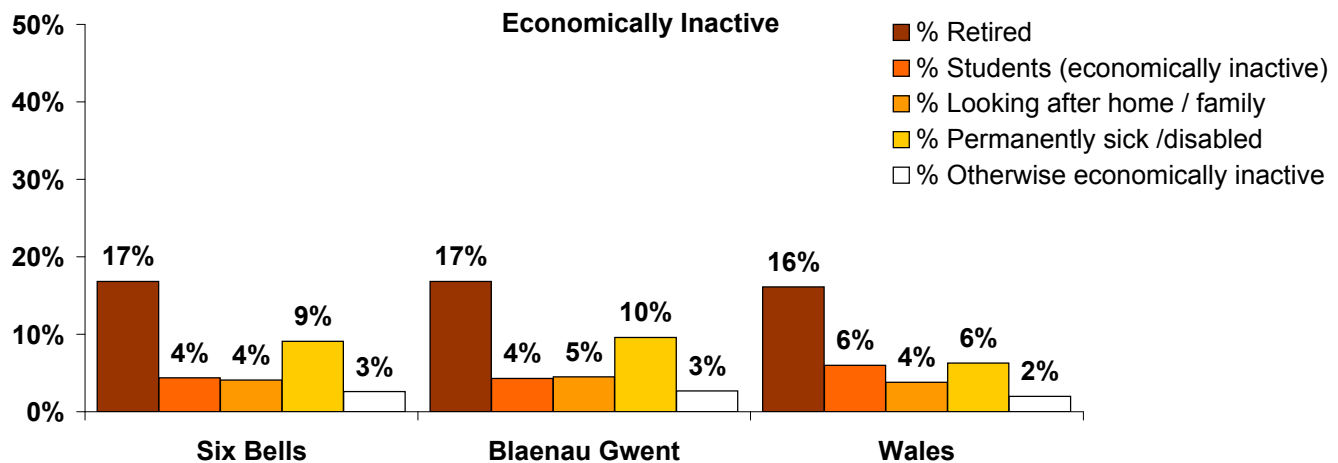
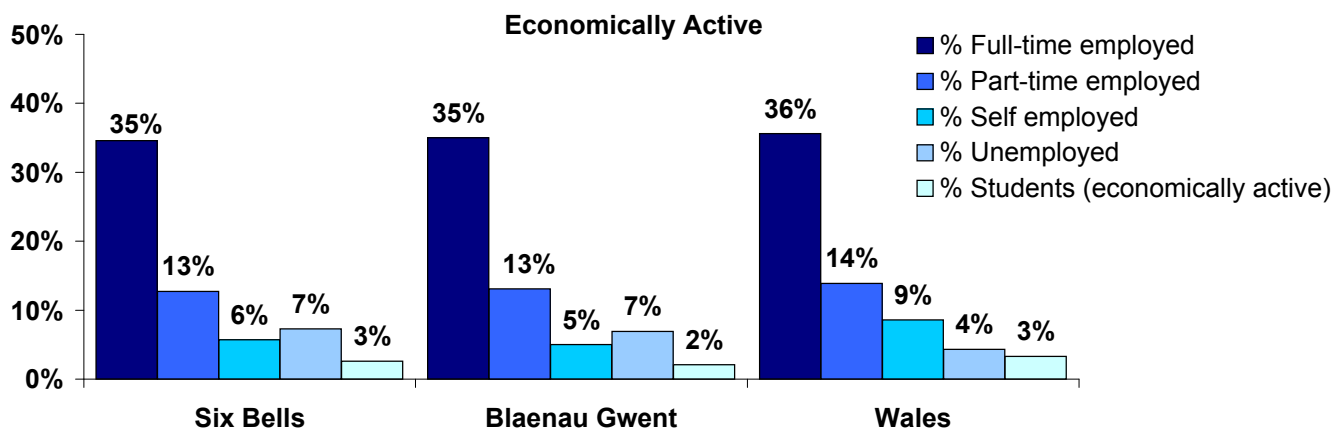
Rented households	28.6%	36.8%	30.6%
Council (local authority)	1.1%	11.1%	9.8%
Social landlord	8.6%	12.9%	6.6%
Private landlord / letting agency	17.7%	11.4%	12.7%
Private Other	1.2%	1.4%	1.5%



Occupancy Rating (Bedrooms)	Six Bells	Blaenau Gwent	Wales
All Households	1,120	30,416	1,302,676
of +2 or More	29.2%	32.6%	39.8%
of +1	43.0%	40.3%	35.5%
of 0	23.7%	23.7%	21.6%
of -1	3.5%	3.1%	2.7%
of -2 or Less	0.6%	0.4%	0.4%



Economic Activity	Six Bells	Blaenau Gwent	Wales
All people aged 16-74	1,858	51,809	2,245,166
% Full-time employed	34.6%	35.0%	35.6%
% Part-time employed	12.7%	13.1%	13.9%
% Self employed	5.7%	5.0%	8.6%
(Sub tot - % employed)	53.0%	53.1%	58.1%
% Unemployed	7.3%	6.9%	4.3%
% Students (economically active)	2.6%	2.1%	3.3%
% Retired	16.8%	16.8%	16.1%
% Students (economically inactive)	4.4%	4.3%	6.0%
% Looking after home / family	4.1%	4.5%	3.8%
% Permanently sick /disabled	9.1%	9.6%	6.3%
% Otherwise economically inactive	2.6%	2.7%	2.0%
People (16-74) economically active	62.9%	62.1%	65.7%
People (16-74) economically inactive	37.0%	37.9%	34.2%
No. of people (16-74) unemployed	136	3,575	96,542
No. of people (16-74) long term unemployed	54	1,583	38,428



Qualifications	Six Bells	Blaenau Gwent	Wales
People (16-74) with no qualifications	34.6%	36.0%	25.9%
People (16-74) qualified degree level +	14.3%	15.2%	24.5%

