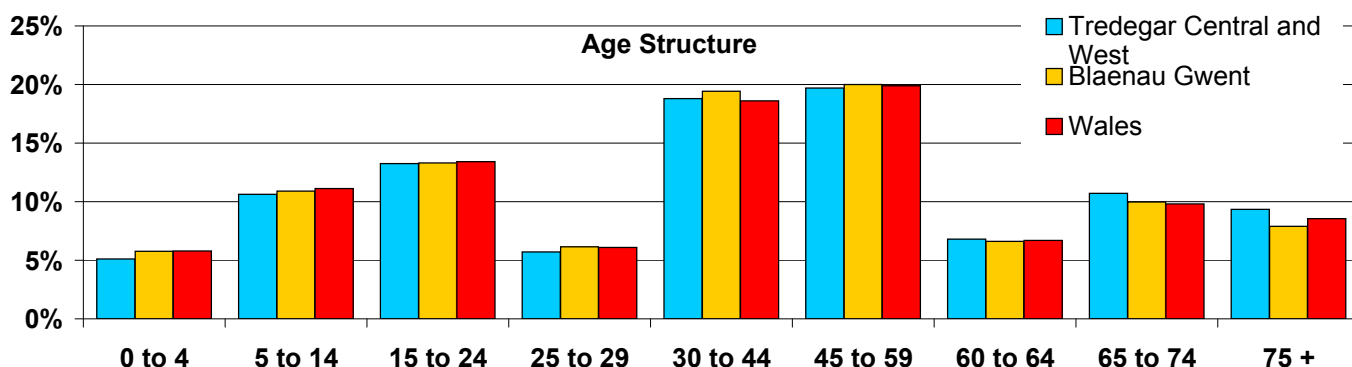


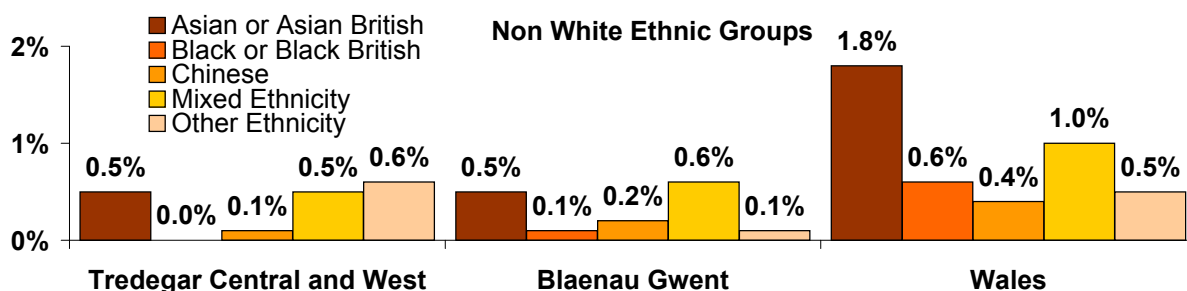
Census 2011 Statistics Overview Tredegar Central and West Ward Profile

Note: Bold value in a grey cell highlight a notable difference for the ward compared to Blaenau Gwent or Wales

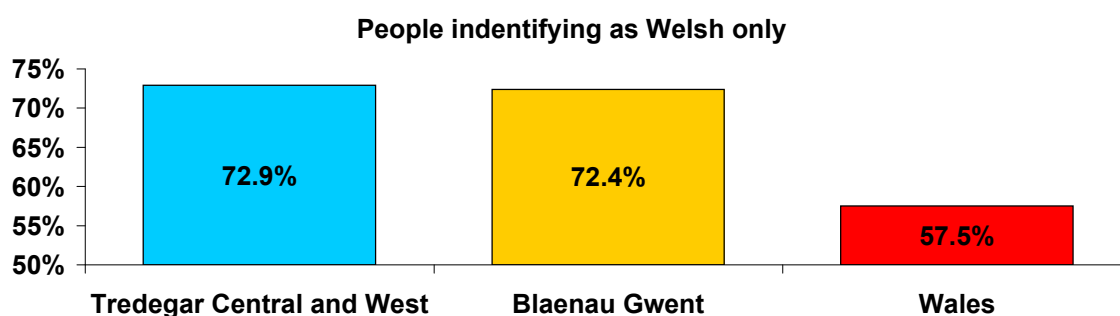
Population	Tredegar Central and West	Blaenau Gwent	Wales
Total	6,063	69,814	3,063,456
Males	2,935	34,325	1,504,228
Females	3,128	35,489	1,559,228
Age Structure	Tredegar Central and West	Blaenau Gwent	Wales
0 to 4	5.1%	5.8%	5.8%
5 to 14	10.6%	10.9%	11.1%
15 to 24	13.3%	13.3%	13.4%
25 to 29	5.7%	6.1%	6.1%
30 to 44	18.8%	19.4%	18.6%
45 to 59	19.7%	20.0%	19.9%
60 to 64	6.8%	6.6%	6.7%
65 to 74	10.7%	10.0%	9.8%
75 +	9.4%	7.9%	8.6%
Mean age of population	41.7	40.5	40.6
Median age of population	42.0	41.0	41.0



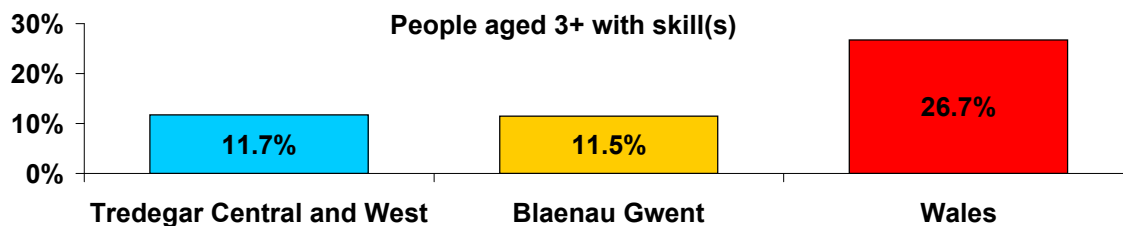
Ethnic Groups	Tredegar Central and West	Blaenau Gwent	Wales
White	98.0%	98.4%	95.6%
Asian or Asian British	0.5%	0.5%	1.8%
Black or Black British	0.0%	0.1%	0.6%
Chinese	0.1%	0.2%	0.4%
Mixed Ethnicity	0.5%	0.6%	1.0%
Other Ethnicity	0.6%	0.1%	0.5%



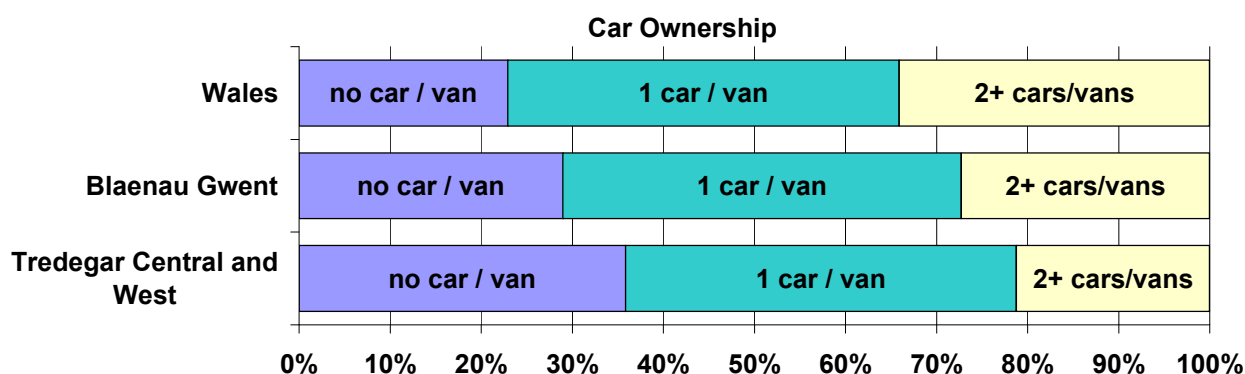
Identity	Tredegar Central and West	Blaenau Gwent	Wales
People indentifying as Welsh only	72.9%	72.4%	57.5%



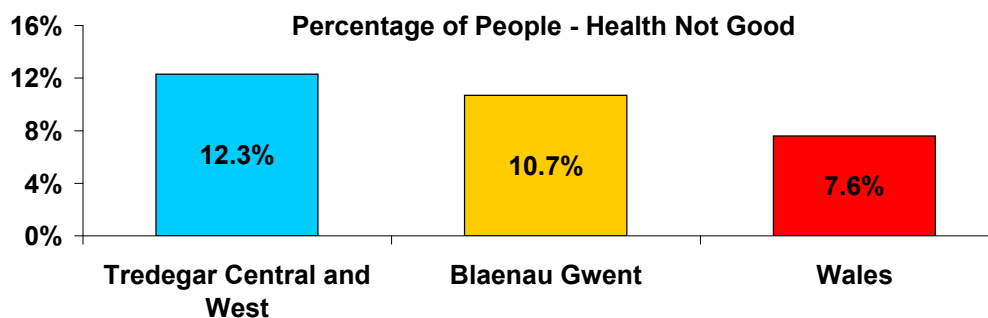
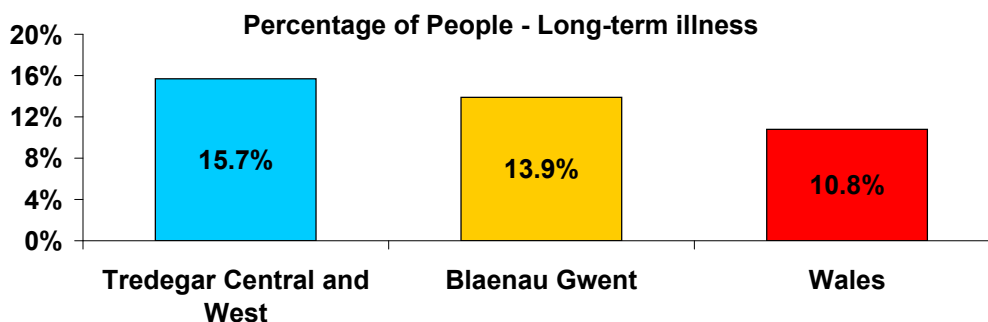
Knowledge of Welsh	Tredegar Central and West	Blaenau Gwent	Wales
People aged 3+ with skill(s)	11.7%	11.5%	26.7%
Understands spoken Welsh only	2.0%	2.2%	5.3%
Speaks Welsh only	1.4%	1.5%	2.7%
Speaks and Reads only	0.6%	0.6%	1.5%
Speaks, reads and writes Welsh	5.4%	5.5%	14.6%
Other Combinations of Welsh	2.2%	1.7%	2.5%



Car Ownership per Household	Tredegar Central and West	Blaenau Gwent	Wales
no car / van	35.8%	29.0%	22.9%
1 car / van	42.9%	43.8%	43.0%
2+ cars/vans	21.2%	27.3%	34.1%
All cars/vans in the area	2,553	32,478	1,597,823

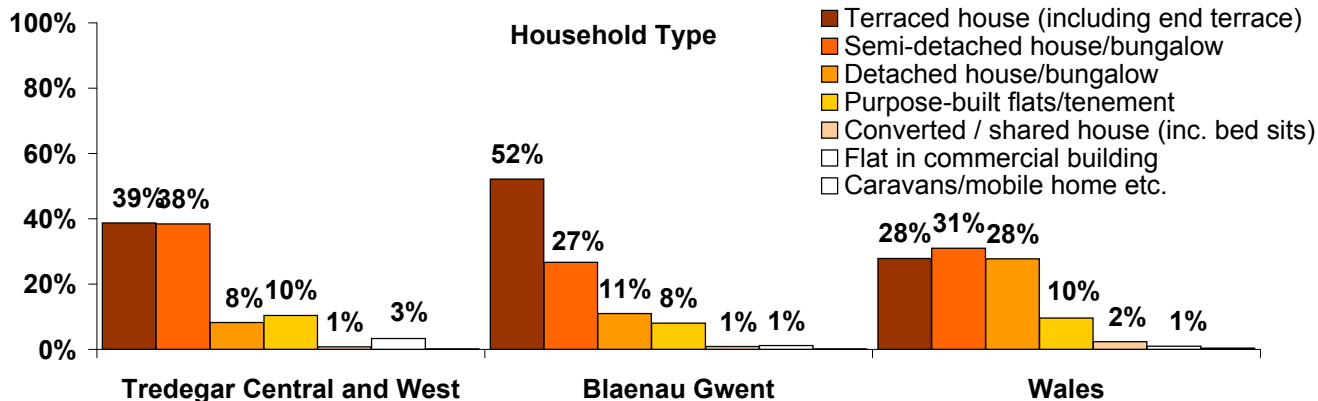


Health	Tredegar Central and West	Blaenau Gwent	Wales
People with long-term illness	31.4%	27.2%	22.7%
Working age with long-term illness	15.7%	13.9%	10.8%
People whose health was good	68.3%	72.5%	77.7%
People whose health was not good	12.3%	10.7%	7.6%
People who provide unpaid care	11.7%	12.5%	12.1%



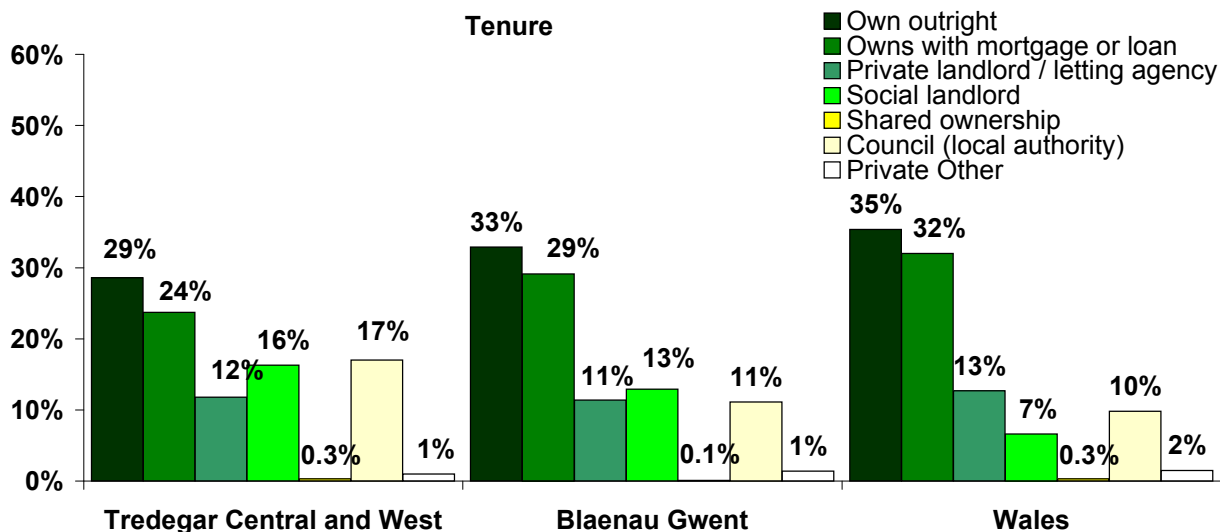
Housing Spaces	Tredegar Central and West	Blaenau Gwent	Wales
Household spaces with residents	2,778	30,416	1,302,676
Vacant household spaces	156	1,536	82,845

Household Type	Tredegar Central and West	Blaenau Gwent	Wales
Detached house/bungalow	8.2%	11.0%	27.7%
Semi-detached house/bungalow	38.4%	26.7%	31.0%
Terraced house (including end terrace)	38.7%	52.2%	27.8%
Purpose-built flats/tenement	10.4%	8.0%	9.6%
Converted / shared house (inc. bed sits)	0.8%	0.9%	2.4%
Flat in commercial building	3.3%	1.2%	1.0%
Caravans/mobile home etc.	0.1%	0.1%	0.4%

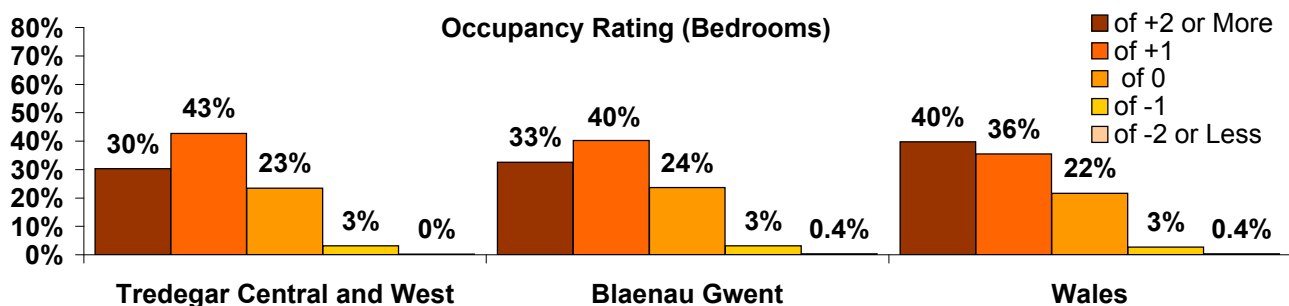


Household Tenure	Tredegar Central and West	Blaenau Gwent	Wales
Owner occupied households	52.6%	62.1%	67.7%
Own outright	28.6%	32.9%	35.4%
Owns with mortgage or loan	23.7%	29.1%	32.0%
Shared ownership	0.3%	0.1%	0.3%

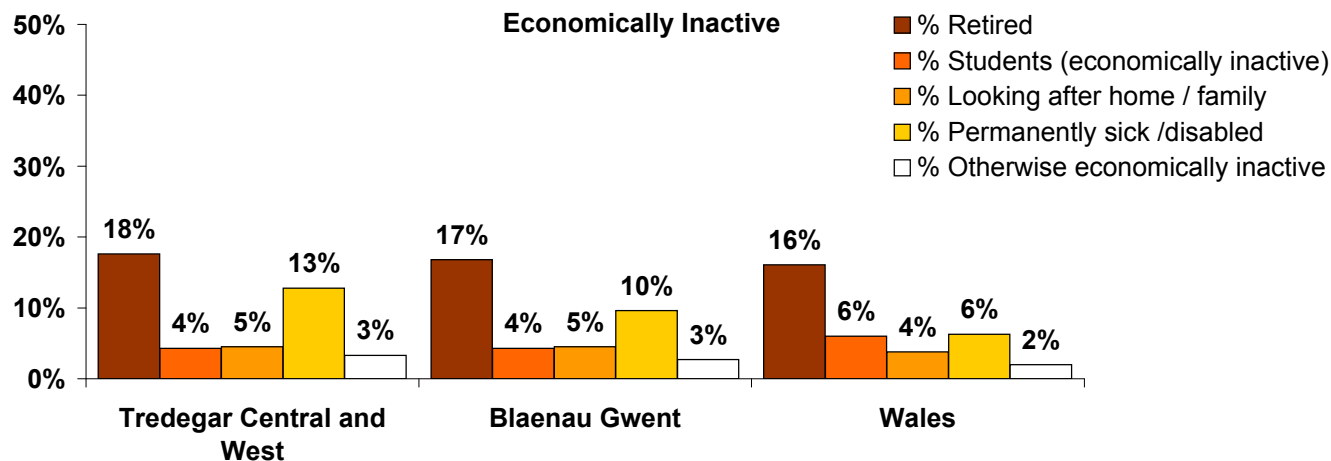
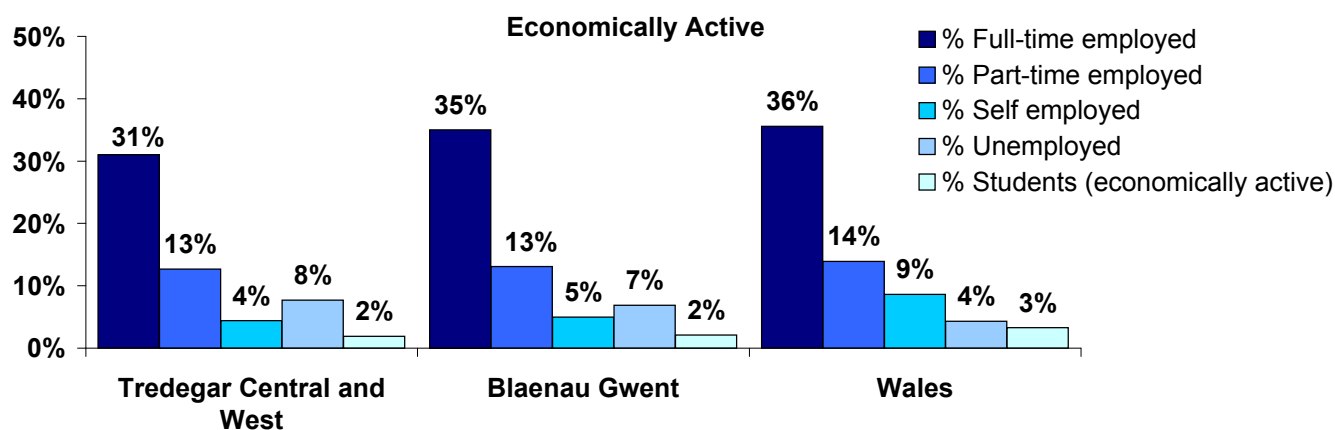
Rented households	46.1%	36.8%	30.6%
Council (local authority)	17.0%	11.1%	9.8%
Social landlord	16.3%	12.9%	6.6%
Private landlord / letting agency	11.8%	11.4%	12.7%
Private Other	1.0%	1.4%	1.5%



Occupancy Rating (Bedrooms)	Tredegar Central and West	Blaenau Gwent	Wales
All Households	2,778	30,416	1,302,676
of +2 or More	30.3%	32.6%	39.8%
of +1	42.7%	40.3%	35.5%
of 0	23.5%	23.7%	21.6%
of -1	3.2%	3.1%	2.7%
of -2 or Less	0.3%	0.4%	0.4%



Economic Activity	Tredegar Central and West	Blaenau Gwent	Wales
All people aged 16-74	4,477	51,809	2,245,166
% Full-time employed	31.0%	35.0%	35.6%
% Part-time employed	12.7%	13.1%	13.9%
% Self employed	4.4%	5.0%	8.6%
(Sub tot - % employed)	48.1%	53.1%	58.1%
% Unemployed	7.7%	6.9%	4.3%
% Students (economically active)	1.9%	2.1%	3.3%
% Retired	17.6%	16.8%	16.1%
% Students (economically inactive)	4.3%	4.3%	6.0%
% Looking after home / family	4.5%	4.5%	3.8%
% Permanently sick /disabled	12.8%	9.6%	6.3%
% Otherwise economically inactive	3.3%	2.7%	2.0%
People (16-74) economically active	57.7%	62.1%	65.7%
People (16-74) economically inactive	42.5%	37.9%	34.2%
No. of people (16-74) unemployed	345	3,575	96,542
No. of people (16-74) long term unemployed	163	1,583	38,428



Qualifications	Tredegar Central and West	Blaenau Gwent	Wales
People (16-74) with no qualifications	43.4%	36.0%	25.9%
People (16-74) qualified degree level +	12.8%	15.2%	24.5%

