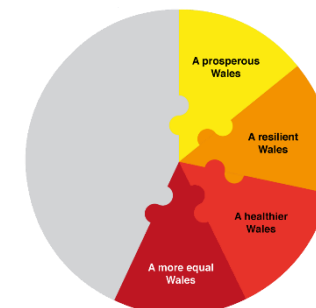


Corporate Plan Annual Implementation Plan 2023/24

Well-being Objective - Maximise learning and skills for all to create a prosperous, thriving, resilient Blaenau Gwent

Our intentions by 2027 and beyond - An increase in the resilience of the community, providing high quality educational and skills opportunities to create a thriving economy from birth onwards, minimising dependence and maximising independence.



Programme	What we have planned for 2023/24
Schools	<ul style="list-style-type: none"> ● Improve attendance and attainment rates and reduce school exclusions in both Primary and Secondary sectors. ● Focus on improving the pace of change for Schools Causing Concern. ● Monitor Home to school transport funding issues. ● Monitor closely school place and sufficiency of all schools, use data more effectively to inform long term planning.
Vulnerable Learners	<ul style="list-style-type: none"> ● Increase capacity at Pen-Y-Cwm and River Centre and reduce out of county placements, reducing annual financial loss. ● Develop a vision and strategy for the future provision of ALN.
Estyn	<ul style="list-style-type: none"> ● Respond to the recommendations from the recent Estyn Inspection.
Attainment	<ul style="list-style-type: none"> ● Continue to monitor and improve on attainment levels. ● Focus on Higher levels of language acquisition and reading across the board, but particularly in our very young children in early years. ● Supporting the community to gain the right skills for a changing world and build capacity for lifelong learning.
Growth and Investment	<ul style="list-style-type: none"> ● Secure external funding for Shared Prosperity Funding (SPF) programmes ● Continue to examine the opportunity for new industrial space across the borough. ● Progress with the development of CiNER and Regain 2 to support growth and investment into the area. ● Work to further improve our competitiveness across the UK.



Blaenau Gwent – a place that is fair, open and welcoming to all by working with and for our communities

Corporate Plan Annual Implementation Plan 2023/24

Performance Indicator	Data				Annual Target and or Figure We Are Aiming For
	2019/20	2020/21	2021/22	2022/23	
% of Pupils entitled to Free Schools Meals (eFSM) BG	25.5	31.4	33.3	24.6	To be identified through PLASC
% of Pupils entitled to Free Schools Meals (eFSM) Wales	19.9	22.9	23.3	22.2	
% Attendance – Primary	N/A	89.9%	89.0%	90.4%	Higher Figure is Better
% Attendance – Secondary		84.8%	84.8%	85.8%	
Number of Pupils being Electively Home Educated in BG	70	89	132	137	Lower Figure is Better
Number of Schools in the category of Causing Concern (out of a total of 25)	4	2	2	2	1
Number of pupils in LA maintained schools (across 25 schools)	9378	9527	8828	9392	To be identified through PLASC
% of pupils with Special Educational Needs (SEN)	19.2	17.9	15.7	13.8	To be identified through PLASC
% Attainment at Key Stage 5: <ul style="list-style-type: none"> • Overall pass rate • A* to C grades • A* to A grades • AS Level A* to C • Number achieving the Advanced Skills Challenges for (for Welsh Baccaulaureate) *data represents the first year of a full cohort since Covid	98	99	97.8	97.8	We have no targets as we have no authority over these figures
	76	82	80.5	76.5	
	29	31	26	27.2	
	68	70	65	54.6	
	*	*	*	95.2	
Number and % of young people who are NEET *Data gathered June and verification in October	1.9%	1.5%	1.6%	Awaiting Figure	Lower Figure is Better
Aspire Internal Apprentices - LA Apprenticeships	N/A	5	10	12	Higher Figure is Better
Aspire External Apprentices- Apprenticeship offered in industry	13	9	8	17	15 Higher Figure is Better
% Occupancy of Blaenau Gwent Industrial Units	89%	88%	87%	85%	70% Higher Figure is Better
% Occupancy floorspace of Blaenau Gwent Industrial Units	81%	92%	93%	93%	70% Higher Figure is Better

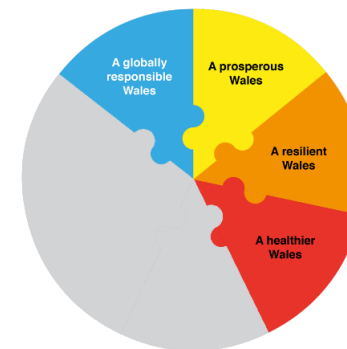


Blaenau Gwent – a place that is fair, open and welcoming to all by working with and for our communities

Corporate Plan Annual Implementation Plan 2023/24

Well-being Objective - Respond to the nature and climate crisis and enable connected communities

Our intentions by 2027 and beyond - Blaenau Gwent Council greatly reduces its carbon emissions, provides an environment which supports growth and well-being and connects communities



Programme	What we have planned for 2023/24
Decarbonisation and Net Zero Carbon commitments	<ul style="list-style-type: none"> ● Our Climate group will work to prioritise key actions from the Decarbonisation plan in order to work towards achieving the Welsh Government Net Zero Targets of reaching a 63% reduction by 2030, an 89% reduction by 2040 and a 100% reduction by 2050. ● Continue to work towards the recommendations made by our climate assembly. ● Continue with the delivery of the Energy Prospectus to interest in energy development across the borough to facilitate a supply of renewable energy to meet the future energy needs of the area including consideration of wind and hydro generation projects.
Street Cleansing	<ul style="list-style-type: none"> ● Continue to support the national campaign to tackle Fly- Tipping (not up my street).
Waste and Recycling	<ul style="list-style-type: none"> ● Continue to work towards meeting the Welsh Government statutory recycling target 70% by 2024-25.



Blaenau Gwent – a place that is fair, open and welcoming to all by working with and for our communities

Corporate Plan Annual Implementation Plan 2023/24

Performance Indicator	Data				Annual Target and or Figure We Are Aiming For
	2019/20	2020/21	2021/22	2022/23	
Direct Carbon Emissions Footprint Total tones CO2e/year	14,750	11,793	13,087	12,336	Lower Figure is Better
Number of Fly-tipping £400 fixed penalty notices issued	2	0	18	79	Higher Figure is Better
Number of household duty of care £300 fixed penalty notices issued	7	0	5	6	Higher Figure is Better
Number of commercial duty of care £300 fixed penalty notices issued	1	0	1	1	Higher Figure is Better
Number of fly-tipping incidents on private land investigated	7	44	77	54	Lower Figure is Better
Number of Enforcement Warden enquiries received	900	464	471	717	To Remain Static
Number of first stage warning letters issued for misplacing domestic waste at unofficial waste collection points.	0	0	13	237	Lower Figure is Better
Total number of recorded fly tipping incidents in Blaenau Gwent	1,327	1,661	1,395	1,200	Lower Figure is Better
% of municipal waste reused, recycled or composted	65.31%	64.29%	65%	66.74%	70% Higher Figure is Better
Average amount of waste produced per resident during a financial year	447kg	449kg	443kg	443kg	Lower Figure is Better
Average amount of waste disposed of through residual waste disposal streams during the financial year	155kg	160kg	155kg	147kg	140Kg per resident Lower Figure is Better



Blaenau Gwent – a place that is fair, open and welcoming to all by working with and for our communities

Corporate Plan Annual Implementation Plan 2023/24

Performance Indicator	Data				Annual Target and or Figure We Are Aiming For
	2019/20	2020/21	2021/22	2022/23	
The percentage of municipal waste collected by local authorities sent to landfill	0.3	0.6	1.3	0.31	2% Lower Figure is Better
The percentage of municipal waste incinerated with energy recovery	44.3	46.7	45.2	44.20	45% Lower Figure is Better
Amount invested into active travel routes (£)	-	234,000	295,000	766,154.73	Higher Figure is Better
Average % of planning applications determined on time (cumulative average over a year)	-	96%	91%	93%	95% Higher Figure is Better
% of procurements that consider Social and Well-being objectives (including Decarbonisation and Foundation Economy etc.)	-	-	-	70	100
Carbon Footprint associated with the Council's Commissioning and Procurement activities	-	-	-	0	0

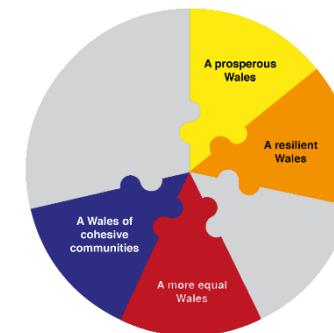


Blaenau Gwent – a place that is fair, open and welcoming to all by working with and for our communities

Corporate Plan Annual Implementation Plan 2023/24

Well-being Objective - Empowering and supporting communities to be safe, independent and resilient

Our intentions by 2027 and beyond - An increase in the resilience of Communities, where everyone is welcome and safe, and which minimises dependency and maximises independence.



Programme	What we have planned for 2023/24
Involvement	<ul style="list-style-type: none"> Re-establish and strengthen existing engagement networks as well as establish new opportunities for people to get involved.
Identified Need	<ul style="list-style-type: none"> Continue to implement the regional action plan to meet the needs identified within the population needs assessment. Take forward any learning from the outcome report requested by Care Inspectorate Wales on Public Law process.
Cost of Living	<ul style="list-style-type: none"> Provide support to those impacted by the cost of living crisis via actions identified by the Cost of Living Member and Officer Groups.
Vulnerable People	<ul style="list-style-type: none"> Ensure the Safe Reduction of Children Looked After Strategy 2020 – 2025 actions are regularly monitored, implemented and reviewed. Ensure that preventative support is available for adults and their unpaid carers, that promote and maintain personal independence.



Blaenau Gwent – a place that is fair, open and welcoming to all by working with and for our communities

Corporate Plan Annual Implementation Plan 2023/24

Performance Indicator	Data				Annual Target and or Figure We Are Aiming For
	2019/20	2020/21	2021/22	2022/23	
The number of adults provided with electronic assistive technology during the year	245	169	216	210	Higher Figure is Better
The total number of adult clients currently in receipt of electronic assistive technology.	1264	1353	1527	1639	Higher Figure is Better
Number of children on Child Protection Register	61	52	64	62	Lower Figure is Better
Number of Children becoming Looked After (During the Year)	62	38	47	63	
Total number of CLA who are placed within Wales, but outside of the responsible LA (excluding those in adoption placements) (as at 31st March)	Not available	65	51	52	Lower Figure is Better
The total number of CLA at the end of the collection year who are placed outside of Wales (as at 31st March)	Not available	5	6	12	Lower Figure is Better
% households successfully prevented from homelessness (section 66)	72	59	75.2	63.5	60 Lower Figure is Better
Number of additional affordable housing units delivered	12	90	43	Figure to be calculated	Dependent on WG grant
Numbers waiting on the social housing register: Total	2,151	1,218	4,191	4,688	Lower Figure is Better
Single Applicants	1,051	592	1,742	2,592	
Number of disabled facilities grants completed	N/A	30	31	61	Higher Figure is Better
Homes for Ukraine Scheme: Guests Population Share	-	-	-	57 74%	Higher Figure is Better

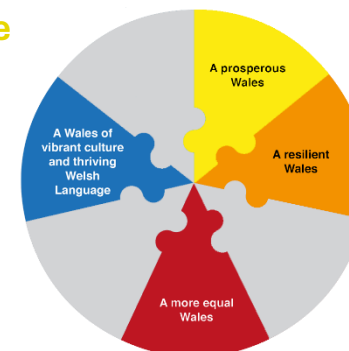


Blaenau Gwent – a place that is fair, open and welcoming to all by working with and for our communities

Corporate Plan Annual Implementation Plan 2023/24

Well-being Objective - An ambitious and innovative council delivering quality services at the right time and in the right place

Our intentions by 2027 and beyond - Blaenau Gwent Council works in partnership to provide high quality services to meet local need, and improve the quality of life and well-being within the community.



Programme	What we have planned for 2023/24
Digital	<ul style="list-style-type: none"> Gain a greater understanding of the barriers to access digital solutions within our communities and develop support for those who wish to improve their digital skills.
Welsh Language	<ul style="list-style-type: none"> Responding to the recommendations from the Welsh Language Commissioner. Gather quarterly OD information showing staff Welsh language abilities.
Workforce	<ul style="list-style-type: none"> Progress the Workforce Strategy including consideration of recruitment and retention across the Directorates. Work to reduce the sickness levels across the Council.
Council Policy	<ul style="list-style-type: none"> Engage effectively across the organisation, with partners and key groups to develop the new Strategic Equality Plan 2024-2028. Progress the Engagement and Participation Strategy to ensure the voice of the community is considered when planning and decision making. Further embed safeguarding arrangements across the whole Council.



Blaenau Gwent – a place that is fair, open and welcoming to all by working with and for our communities

Corporate Plan Annual Implementation Plan 2023/24

Performance Indicator	Data				Annual Target and or Figure We Are Aiming For
	2019/20	2020/21	2021/22	2022/23	
Number of complaints received by Blaenau Gwent Council	-	-	105	133	Lower Figure is Better
Number of Complaints Closed at Stage 1 during the period	-	-	100	123	Higher Figure is Better
Number of Complaints Closed at Stage 2 during the period	-	-	1	7	Lower Figure is Better
Total Number of Complaints Closed during the period	-	-	101	130	Higher Figure is Better
Number of Compliments received by Blaenau Gwent Council	-	-	29	28	Higher Figure is Better
Council attendance and sickness	13.9	11.67	16.74	15.5	10 days per FTE Lower Figure is Better
Total employee headcount	2777	2,854	2896	2,953	N/A
Council	1565	1,648	1673	1650	
Schools	1212	1,206	1223	1303	
Labour turnover:					N/A
• Council	7.96%	5.2%	8.68%	15.05%	
• Schools	9.67%	3.7%	7.13%	8.55%	
% of external expenditure placed with Local and Regional Suppliers (i.e. Registered within Blaenau Gwent) and SME	-	-	-	21.5	25 Higher Figure is Better
% of external expenditure placed with SME's	-	-	-	10.7%	15% Higher Figure is Better
Revenue outturn expenditure					N/A
£ per thousand	177,300	178,616	193,776	199,583	
£ per head	2,543	2,557	2,767	2,850	



Blaenau Gwent – a place that is fair, open and welcoming to all by working with and for our communities